

ultraframe

Transforming light and space

Established 30 years,
Ultraframe is at the forefront of
technology and design in conservatories,
orangeries and glass extensions.

www.ultraframe.co.uk/loggia

It is Ultraframe's policy to continually seek to improve
it's products, processes and services and we reserve
the right to change specifications without prior notice.
Ultraframe is a trading name of Ultraframe(UK)Ltd



The inspiration for the name 'Loggia' emanates from the Italian Renaissance. One of the finest early examples is The Loggia of Vasari in Arezzo.

Italian INSPIRATION. *British* INNOVATION.



The Duomo (Florence Cathedral), Brunelleschi's masterpiece of structural design and engineering.

You've dreamt about it. You've visualised just how much a conservatory could enhance your home and your quality of life. And now, we'd like to open your mind to a whole new possibility. The possibility of Loggia, from Ultraframe.

Combining the very best of British building excellence with a generous helping of Italian inspiration, Loggia is, quite simply, a revelation.

A unique building concept that exceeds expectations and totally redefines the conservatory.

The key inspiration for Loggia emanates from the Italian Renaissance period.

Filippo Brunelleschi, an architectural visionary who played a pivotal role in the Renaissance movement, achieved worldwide renown as the creator of the Duomo, a spectacular feat of engineering that today, still dominates the panorama of Florence.

He was also credited with significant developments in the design of the Loggia, a roofed gallery or recessed room open to the air on one side, supported by ornate columns.

We've taken those same guiding architectural principles to create a new building that combines remarkable aesthetics with revolutionary engineering to harmonise perfectly with British home design.

Prepare to see your home in a completely new light. The light of Loggia.



LOGGIA *by Ultraframe.*
EXTERIOR BEAUTY
& EXCEPTIONAL
BUILDING DESIGN.

If you're looking to add more style to your lifestyle, nothing quite comes close to Loggia by Ultraframe. With its magnificent exterior, the first impression will be of superbly constructed elegance, and the lasting impression will be of an investment well made.



With its immaculate glazing and reassuringly robust plastered walls, Loggia offers the style and solidity of a well-crafted extension.

Beautiful isn't it?

The idea that you can take the design concept behind the traditional conservatory and spectacularly reinvent it.

At Ultraframe, we're renowned for transforming light and space in all kinds of homes. And now, we're about to transform your lifestyle as never before, with a design inspired by the Italian Renaissance.

Impressively built with all the style and solidity of an extension, Loggia will add substantial value to your home, making it an excellent investment at a surprisingly affordable price.

Right from the outset, our aim has been to create an exceptional 21st Century living space.

For almost thirty years, Ultraframe has been at the forefront of major developments in the design and technology of conservatory systems, with over one and a half million conservatories, orangeries and glass extensions successfully installed to date.

And now, we've channelled all that expertise into developing a unique design which can be personalised to your individual lifestyle and budget.

From its supremely well-crafted roof to the immaculate glazing and solidly reassuring plastered walls, this is design innovation taken to a whole new level.

Our total commitment to delivering structural excellence and high quality build will ensure that your Loggia offers superb thermal performance, lower fuel bills and a luxurious living environment all year round.

Loggia is exclusively available through our national network of approved Ultraframe retailers, who will be only too pleased to arrange a professional survey and provide a quote for the ultimate home improvement.

21ST CENTURY LIVING, *inspired by the Renaissance*



The Ultraframe Loggia is referenced on the Royal Institute of British Architects website, www.ribaproductselector.com



Create a SPACE
as INDIVIDUAL
as you are

Our colour and structural design options provide you with a myriad of possibilities.

Outstanding design in every aspect.

For any design to stand out, we believe it has to be outstanding in every way.

That is the secret of Loggia. Externally, or internally, from an outdoor perspective or from the more relaxed perspective of your sofa, you'll soon become aware that you are seeing superior design, superbly crafted.

Whether your home is modern or traditional, Loggia will enhance your property and complement it perfectly. It can even be added as a standalone feature building, such as an office or contemporary living space.

Unlike conventional conservatories, it also comes in its own distinctive Loggia colour palette of classic white, pure cream, urban grey and landmark green.

A design masterstroke which provides you with total flexibility, raising the possibility of complete harmonisation with your property, or accentuating the difference with your prevailing colour scheme.

The structural design options present you with a myriad of possibilities too, enabling you to create a bespoke design completely tailored to your property.

The window and door combinations enable the creation of a design which is quintessentially unique to you.

Will you opt for French doors or bi-folding doors? Will you be tempted by floor to ceiling glazing, or will you have a low wall around the perimeter? Will you choose the more traditional Pure Cream colour externally or be more bold and choose the stunning Landmark Green? With Loggia, the choice is quite definitely yours.

STYLE & SOLIDITY

in EQUAL measure

Whatever your visual preferences, Loggia will more than measure up to your expectations.

It combines elements of light and sky with the solidity of corner columns possessing real inner core strength, plus internal plastered walls and ceilings, to create a 'real room' feel. (Just like having a new extension for substantially less money).

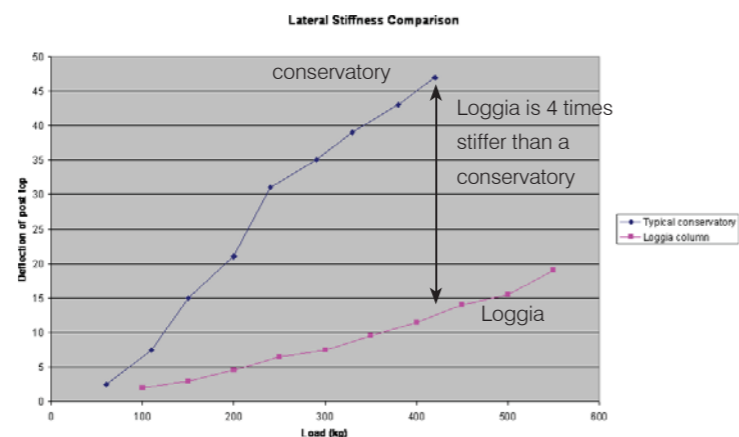

Its advanced roof and window glazing possesses excellent U-values, making it warmer and cosier in the winter (at typically half the cost of heating a conventional conservatory) and cooler in the summer, so you can use your Loggia all year round.



And even the amount of light and sky you'll enjoy is down to you – to create the room of your dreams, you can choose from floor to ceiling glazing panels, or windows combined with low walls.

You'll also find that because of its ingenious construction, your Loggia can be built within a much shorter timeframe than you might expect, with no compromise on quality:

- By using only the finest quality materials on the internal specification, your Loggia will possess an inner strength and solidity which will last for years and years. Loggia full height columns - depending on locality - feature additional structural steelwork and are anchored to the foundations for absolute structural integrity, making it 4 times stiffer than a conventional conservatory. What's more, you'll also find that Ultraframe retailers usually offer an exclusive ten year guarantee.

- The columns offer the flexibility of various siting options, integrating glazing and plastering perfectly and creating a well – constructed extension that will add considerable value to your home.
- The Loggia columns are super – insulated with a core of Styropor carbon-enriched EPS, giving you exceptional insulation performance and strength.
- Because ten times more heat will escape through a window than through a Loggia column, its thermal performance is singularly impressive. On a 4 column Loggia, heating costs are less than half that of a standard conservatory, and on a 7 column Building Regulation-compliant Loggia, costs are reduced by almost two thirds.
- By using columns instead of awkward-to-build brick piers, site installation is vastly speeded up, saving a number of days in on-site build time.
- Because there is no requirement for Building Regulations, you'll be enjoying your new Loggia lifestyle far sooner than you expect.





ENJOY *the luxury* of UNRIVALLED CHOICE.

Once you've decided on a Loggia, you'll soon conclude that you couldn't have made a better choice.

And naturally, the choice doesn't end there. We offer you an exceptional range of design options, each giving you the ability to stamp your own personality on almost every aspect.

Whether you're into a minimalist look or want to maximise the wow factor you'll have every opportunity to create an aesthetically pleasing Loggia to suit your budget. All professionally installed and perfectly finished to the very highest standards

1. Depending on the look you choose, your columns can be full height or sit on a low wall. They'll be a striking feature of your front corners but could also be situated at the rear corners too, against the wall of your home. The choice is yours.
2. You can choose from a distinctive Loggia colour palette of classic white, landmark green, pure cream, and urban grey to complement or contrast with your existing colour scheme.
3. The addition of a cornice is a stunning option that can really add individual style to your new Loggia. The elaborate detailing adds height and presence and produces a spectacular impression of design finesse and inherent warmth.
4. Loggia could also help you turn down the cost of winter heating. Heating costs in a conservatory can soon escalate, especially with underfloor heating. Loggia's integrated electric panel radiant heaters fit seamlessly into the full height of the corner and each one provides more than half the heat you'll need in winter, so you won't be floored by a big heating bill.
5. There are number of wall and glazing options. Enjoy a choice of French or bi-folding doors, full height glazing or window frames which sit on a cill with masonry underneath, and factor in true design flexibility with frame options in casement style or vertical sliders, double or triple glazed.



What are the BUILT-IN BENEFITS of LOGGIA?

Let's take a look at the intrinsic qualities of Loggia.

As you'd expect, Loggia bathes you in an abundance of light from the sky just like a conservatory, but then combines this with the reassuring strength of solidly constructed plastered walls.

This makes it far more substantial than a conservatory or orangery, giving you a 'real room' living space, just like an extension. What's more, it's a room you can live in all year round, thanks to Loggia's unique optional radiant heating system.

The hidden beauty of Loggia's optional radiant heaters.

Unlike conservatories, which require expensive underfloor heating or unsightly radiators and pipework, Loggia heating is compact and completely integrated.

In a typical Loggia, all that is required are two optional electric radiant heaters, neatly concealed in the 90 degree columns which run from floor to ceiling.

An aesthetically pleasing design feature in themselves, these radiant heaters offer you fingertip control, via a wireless controller which puts you in charge of your heating costs at all times.

They also offer virtually instantaneous heat, so they compare extremely favourably with underfloor heating (which can take an age to achieve the desired temperature) and space heaters like traditional radiators.

Enjoy the luxury of sliding sash windows.

Loggia also offers you the attractive possibility of achieving a classic look with traditional sash windows, which isn't possible with conservatory design.

Because Loggia's solid columns have a front to back depth of 300mm and can be constructed either side of these beautiful neo-Georgian window designs, sash windows can be conveniently incorporated into your chosen design, creating a high quality, highly aspirational living environment that is quiet, warm, draught-free and secure.

At Ultraframe, we never compromise on quality so you can be sure that every element will be superbly crafted to the highest standards.

From the super-insulated columns encased with durable powder-coated coloured aluminium panels, to the Ultraframe Classic glazed roof and the impressive internal perimeter ceiling, Loggia offers exceptional design and durability.

All of these elements are created off-site in our purpose-built facility to ensure precise tolerances and consistent quality. These are then combined with solid foundations and premium quality windows and doors from your chosen Loggia retailer to complete the picture.



AFFORDABILITY

The price point is considerably less than an extension and more comparable to a conservatory. The finished effect will exceed your expectations, at an affordable price.

QUALITY


With a national network of experienced Ultraframe installers and home improvement professionals to ensure complete customer satisfaction at every stage, your Loggia will be completed to the highest standards.

COMFORT

As you might expect, the comfort levels are designed to surpass those of a conservatory, whilst the light levels will exceed an extension. That's why Loggia really does give you the best of all worlds.

LOGGIA *columns.* ENGINEERED *with* STYLE & *substance.*

Many iconic buildings created during the Italian Renaissance have stood the test of time for two reasons:




Rare design ingenuity and a total focus on longevity.

Loggia corner columns follow those same guiding principles, possessing a core strength which delivers real rigidity and durability.

Whichever design option you choose, our total commitment to quality and engineering excellence will ensure that your Loggia will last and last:

With columns designed for either full height glazing panels or to sit on a low wall, you can achieve exactly the style of Loggia you desire.



- Loggia columns are super-insulated and precision engineered, with a U-value of only 0.15W/m²C, making them twice as efficient as a normal insulated cavity wall and 10 times more effective than typical window glazing.
- The design of the columns allows for seamless integration of side windows and doors and masonry elements.
- Internally, Loggia's construction is just like a real room, with a plastered finish just like traditional masonry.
- With a range of options available, you can achieve exactly the style of Loggia you want. Available in either large or small sizes to suit your building, there is also the option to mix or match to suit your chosen design.
- Columns can be sited in a number of places around the perimeter – at 90 degree external corners, inbetween frames, either side of door openings or at the abutment to your property.
- Columns that sit next to the existing wall (abutment columns) have an integrated hidden 'pocket' where a rainwater pipe can be concealed to drain the roof. Much better than having a wall-mounted rainwater pipe, which can be unsightly.
- Additional detailing is available at the base of the full height Loggia columns, with a range of options to personalise your new living space and harmonise with your pathways and landscaping.
- With Loggia, nothing is left to chance. On the 90 degree corner columns, we input your postcode on our sophisticated analysis software U-design. This then calculates if additional structural support is needed and if so, seamlessly adds enhanced support: a) where the column integrates with the foundations and b) when items such as bi-folding doors are integrated.
- Loggia full height columns - depending on locality - feature traditional structural steelwork and are anchored to the foundations for absolute structural integrity, it is more robust than a conservatory.



LOGGIA *internal*
perimeter ceiling.
SUPERIOR DESIGN
from any angle.



As the UK market leader in conservatory roofing, we've designed a unique 'double roof system' which offers substantial inner strength and lasting performance.

By combining the Ultraframe Classic glazed roof with a specially devised perimeter ceiling, your Loggia will feature one of the most advanced systems on the market today:

- We've successfully designed a plastered ceiling to run all the way round the perimeter of the Loggia, by attaching an engineered steelwork ladder system to the Ultraframe Classic roof. Plasterboard is then screw-fixed to the steelwork ladder and plaster-skimmed to give a highly professional finish.



- The ceiling has an ingenious cloaking screen which improves the thermal performance of the roof and ensures that the reverse side of the ceiling isn't visible through the glass roof from above.

- With Loggia, everything fits beautifully into place. The internal ceiling is the perfect place to house spotlights and downlighters. Cables for speakers, telephones, broadband and any other necessary wiring can also be easily distributed around the Loggia.

- Loggia is manufactured to the most stringent tolerances and precision engineered in the Ultraframe factory, so nothing is left to chance on site.



One home
IMPROVEMENT
you CAN'T
IMPROVE *upon.*

Recent surveys reveal that conservatories and extensions are some of the most rewarding home investments you can make, based on the percentage return on your investment.

But where Loggia scores even more highly, is in the fact that it offers so much more than a standard conservatory or orangery.

Right from Day One, it will possess the strength and solidity of an extension, adding a stylish new room to your home.

A Loggia also offers vastly improved comfort levels and total compatibility with any home. And even if you have an existing conservatory, it is possible to convert it to a more aesthetically pleasing Loggia – simply talk to your Ultraframe retailer who will be pleased to advise you.

With Loggia, achieving thermal efficiency is effortless too. Unlike a conservatory you'll find it warm and cosy in the winter and reassuringly cool in the summer, so you'll be able to use it all year round, just like an extension.

It can use less than half the heat energy of a similar sized conservatory and through prudent specification choices, little more energy than an extension that is fully Building Regulation compliant.

Just two customised corner heating panels are all it takes to heat a 4000mm x 4000m Loggia, making them more cost efficient than underfloor heating, with instantaneous heat available via the wireless controller.

Ultraframe specialises in creating safe, durable structures, and our products are not just tried and tested, but trusted to cope with the UK climate.

Because of its unique high-strength structure, additionally bolstered solid steel frame - if the location or design calls for it - which extends right to its foundations gives enhanced rigidity and precision, meaning it can withstand the worst weather in the UK year after year.

What's more, Loggia also reduces the 'racking' effect of wind, being four times stiffer than a standard conservatory.

As the system designer and manufacturer of Loggia, we operate through an extensive Ultraframe retailer network, all of whom are highly skilled in understanding your requirements, advising on Loggia compatibility and making building recommendations.

And for complete peace of mind, many will also be able to offer you a built-in 10 year guarantee.

To discover how we could enhance your quality of life and the value of your home for years to come, talk to your Ultraframe retailer today.

It's time to transform your living space with Loggia.

